

Simba Aged Care Catalogue

Certified



Corporation



Simba Global



Simba has a strong history of supplying aged care facilities and serving thousands of residents across Australia and New Zealand.

Contents



18–35

Towels



36–41

Bathrobes



42–57

Sheets



58–63

Conscious Collection



64–73

Quilts, Quilt Covers and comforters



74–81

Pillows and protectors



82–87

Mattress toppers



88–95

Blankets



96–99
Bedspreads



100–107
Table Linen



108–119
Accessories





For decades our focus has been on deepening our understanding of the complexities faced by senior living providers and in turn expanding the solutions we can offer to the aged care sector.

Our products offer residents dignity and comfort while performing commercially at the highest quality standards.

Through clear product development processes our expert team work closely with our clients to deliver innovative products designed to precise specifications. In an environment where compliance, efficacy and high-quality standards are paramount, we provide confidence and peace of mind.

All Simba products are designed to cater for strict Australian compliance standards across specific industries, including health and aged care. To ensure this, we have testing facilities in Australia and throughout Asia working closely with our suppliers on continuous improvement and consistency of quality delivery standards.

With an experienced team of account managers specifically dedicated to our aged care clients, we deliver unparalleled understanding and expertise in serving residents, providing them with products that enhance their quality of life and the quality of care they receive while never losing sight of the incredibly important role our clients play in making these residents feel at home.

The Simba difference

The Simba Global story started over four decades ago when our founder, Anil Somaia, took a leap of faith to make a better life for his family.

From his earliest days, Anil believed in the power of authenticity and generosity. Today, the promise of building up others is woven throughout our entire global operation.

Ultimately our success is built on the success of our clients and when they have a win, we are the first to congratulate them. We proudly stand beside our clients and suppliers while proactively looking for new ways to move toward success together.

Family is our foundation and our motivation. Our focus on family defines our commitment to corporate responsibility. Acting with family in mind means we invest and act on sustainability practices and ethical sourcing — for our family, the families of our employees and the families of workers in our supply chains.



Our direct operations are spread over seven countries. We feel privileged that our localised teams have the opportunity to represent Simba's values and commitment for quality outcomes on a global scale.

Nationwide distribution

Over 40 years of logistics experience and expertise.



With a national network of warehouses and staff in capital cities across Australia and New Zealand, we have the ability to provide just-in-time distribution to our clients.

Our state-of-the-art warehouse management systems coupled with sophisticated demand planning capabilities allow us to provide our clients with complete visibility over the entire supply chain. We can also tailor distribution solutions depending on our clients preferred model of supply.

Using virtual warehousing technology and full integration with our clients, we become the logistics extension to their business. Our platform has been developed over many years of working closely with our clients to achieve their strategic objectives and continually provide them with a competitive edge of reliable service and speed.

Speak to experts who can help you with your textile problems. Excellent customer service, that's our promise to you.



Certified



Corporation

Better, Together

We work to contribute to a better world - for every person, every relationship, and every community. In all that we do, in every country that we touch, we will be better tomorrow than we are today.



Simba Global

Scan to
learn more



Simba Conscious

Our Strategy to 2030

Simba Conscious is our strategy to drive better sustainability outcomes for our customers, suppliers and within our own operations.

Consisting of 4 key pillars, we have set ambitious, specific and measurable goals aligned with the United Nations Sustainable Development Goals to demonstrate our commitment to global sustainability priorities.

Better, Together.



Strategic Pillars

We will work to contribute to a better world – for every person, every relationship, and every community. In all that we do, in every country that we touch, we will be better tomorrow than we are today.

1. Building Sustainable Supply Chains



Enhance labour and human rights

100% compliant to local labour laws in our textile production supply chain

© 2030



Reduce environmental impact across supply chain

All manufacturers meet or exceed Simba's published emissions & water benchmarks

© 2030



Embed sustainable procurement

80% of our product suppliers meet and exceed Simba's ethical, sustainable and environmental procurement standards

© 2030

We are transparent



2. Product Stewardship



Design for sustainability

100% of our product range and packaging has been assessed against and meets circular design principles

© 2030



Promote and support sustainable use of product

At least 60% of customers understand best practice in-use care and end-of-life opportunities

© 2030



Manage End-of-Life

80% of product offering will include a take back scheme

© 2030

We are accountable



3. Partnering for Impact



Influence through our sustainability journey

At least 80% buy-in of our Simba Conscious program with our contracted customers

© 2030



Collaborate for innovative solutions

At least 25% reduction in the carbon footprint of our sold products or by project

© 2030



Drive action on climate

Achieve and maintain carbon neutrality of our Scope 1 and 2 emissions

© 2030

We are better together



4. Empowering Communities



Empowering our people

Exceed best practice indices for diversity, equity and inclusion for Simba Global employees

© 2030



Community initiatives with impact

70% of staff are engaged in at least 1 community initiative each year

© 2030



Simba Charity Foundation

5% of annual profit from Simba Global donated to create 1.5x impact

© 2030

We are making change



Towels





Independent test results of towel strengths (AWTA Product Testing Laboratory)

Classic Cotton Towel



New towel

After 60 washes

A classic cotton towel showing the strength in the length and width direction. After 60 washes the strength has decreased from 460 N to 220 N and 220 N to 140 N.*

vs

Commercial Towel with Polycore Yarn Technology



New towel

After 60 washes

A Polycore towel showing the strength in the length and width direction. After 60 washes the strength has only decreased from 520 N to 490 N and from 490 N to 470 N.*

*Note: roughly speaking 10 N = 1 kg



Enhancing commercial towels to offer even more. Stronger and more durable towelling, with the same soft feel.

What is Simba Polycore Yarn Technology™?

Polycore Yarn Technology™ is a durable commercial towel technology engineered to perform better for longer, while never sacrificing comfort.

Featuring a unique yarn process, Polycore incorporates polyester into the core of the towel and encloses the core in a 100% cotton pile. Polycore features the natural, soft touch and feel of classic cotton with an improved lifespan due to its durable core.

Independently tested by the AWTA Product Testing Laboratory, Polycore enhances commercial towels to offer more washes, lasting 25% longer and offering a better financial return than standard commercial grade towels.

Polycore provides commercial towels with a unique textile blend that cuts drying time by an average of 8%, getting the towel back into the game quickly after each wash.



Lasts up to 25% longer than standard commercial towels.



Stronger than regular commercial grade towels.



Faster drying time, get more use per unit.

Kingdom Commercial Towels



Polycore™

Construction: PolyCore

When you need a commercial towel that goes the extra mile, the Kingdom is the ideal choice for accommodation and care facilities.

Unique to Simba, PolyCore Yarn Technology helps the Kingdom range of towels last up to 25% longer than standard commercial towels, and provides more efficient washing, drying, and general care, as well as a far more durable construction than other commercial pieces.

| Code | Description | Dimensions (cm) | Box quantity | Weight (gsm) |
|-------------|-------------|-----------------|--------------|--------------|
| P0014271551 | Bath Sheet | 90 x 180 | 10 | 550 |
| P0014271568 | Bath Towel | 75 x 150 | 20 | 500 |
| P0014271575 | Bath Towel | 70 x 140 | 20 | 500 |
| P0014271582 | Hand Towel | 40 x 65 | 100 | 500 |
| P0014271599 | Face Washer | 34 x 34 | 250 | 500 |
| P0014271605 | Bath Mat | 50 x 75 | 50 | 660 |

Classic Commercial Towels



Construction: 100% Cotton Ring Spun

The classic commercial towels in our range feature the kind of expert construction and carefully considered design you would expect from a premium towel.

However, these commercial pieces are delivered with supreme value in mind, helping your place of accommodation or care facility complete its day to day operations. Soft to the touch, luxurious against the skin, hardwearing enough to stand up to the rigours of a daily commercial wash cycle, these are towels which are certain to match the aims and objectives of your business. Don't settle for anything less—instead, choose high-quality products to give your business the high-level support and scope it needs to really achieve the best results for clients.

| Code | Description | Dimensions (cm) | Box quantity | Weight (gsm) |
|---------|-------------|-----------------|--------------|--------------|
| 114470M | Bath Sheet | 90 x 170 | 10 | 590 |
| 114460M | Bath Towel | 70 x 150 | 20 | 590 |
| 114480M | Hand Towel | 45 x 80 | 50 | 590 |
| 114490M | Face Washer | 34 x 34 | 200 | 590 |
| 114500M | Bath Mat | 60 x 80 | 40 | 750 |

Executive Commercial Towels



Construction: 100% Combed Cotton

Representing the higher end of our range, the Executive Commercial Towel is the go-to when you want to raise the bar.

This means, an increase in quality, in reliability, in texture, in aesthetic—basically, all of the premium features of our kingdom and classic commercial towels have been stepped up a gear with the executive model.

While these towels may be premium pieces, this does not mean that they are not developed with value at their heart. These expertly engineered cotton towels give the executive commercial range the strength and reliability required to last for longer, and to keep looking their best even after repeat washes. Meanwhile, sumptuous fibres retain that luxurious and opulent feel which all of your customers are going to fall in love with.

| Code | Description | Dimensions (cm) | Box quantity | Weight (gsm) |
|-------------|-------------|-----------------|--------------|--------------|
| CHI-BTW-76M | Bath Towel | 76 x 152 | 20 | 550 |
| CHI-HTW-41M | Hand Towel | 41 x 76 | 50 | 550 |
| CHI-FWW-30M | Face Washer | 30 x 30 | 50 | 550 |
| CHI-BMW-50M | Bath Mat | 50 x 76 | 20 | 860 |

Deluxe Commercial Towels



Construction: 100% Combed Cotton

The Deluxe commercial towel is the top of our range, and features the kind of expert technology and construction that sets it apart from other pieces in our collection.

The deluxe name means value, as well as supreme quality. The soft texture, gorgeous look, and effective drying qualities, are secured for longer thanks to the 100% cotton construction which is strong enough to stand up to repeated commercial washes, day in day out.

| Code | Description | Dimensions (cm) | Box quantity | Weight (gsm) |
|-------------|--------------------|-----------------|--------------|--------------|
| CVS-LGE-90 | Bath Sheet | 90 x 180 | 15 | 650 |
| CVT-STD-70A | Bath Towel | 70 x 150 | 20 | 650 |
| CVH-LGE-80A | Hand Towel (Large) | 45 x 80 | 60 | 650 |
| CVH-STD-64A | Hand Towel | 38 x 64 | 80 | 650 |
| CVF-STD-34A | Face Washer | 34 x 34 | 200 | 470 |
| CVM-LGE-60A | Bath Mat (Large) | 60 x 91 | 40 | 660 |
| CVM-STD-55A | Bath Mat | 55 x 80 | 50 | 660 |

Pool Towels



Vat-dyed

Construction: 100% Cotton

Long lasting and colourfast, the range of Simba Pool Towels is perfect for your accommodation.

Designed to provide a charming accompaniment to even the most sophisticated decor, this range has proved immensely popular with business owners into the hospitality industry, eager to provide their guests with the right kind of aesthetic.

| Code | Description | Dimensions (cm) | Box quantity | Weight (gsm) |
|-------------|-------------|-----------------|--------------|--------------|
| CTP-500A-GW | Green/White | 70 x 150 | 25 | 476 |
| CTP-501A-BW | Blue/White | 70 x 150 | 25 | 476 |
| CTP-504A-LW | Latte/White | 70 x 150 | 25 | 476 |

Budget Facewasher



Vat dyed

Construction: 100% Cotton

Budget Facewasher

This facewasher is best utilised in an environment for single use or limited washes. Highly suitable for a healthcare or aged care environment.

| Code | Description | Dimensions (cm) | Box quantity | Weight (gsm) |
|-----------|----------------|-----------------|--------------|--------------|
| CF-W01-OM | White | 30 x 30 | 500 | 196 |
| CF-W04-OM | Blue and white | 27 x 27 | 500 | 275 |

Elite Towel Range



Construction: 100% Cotton



Fantastic new colours in stock

100% Cotton commercial reactive dyed plain coloured terry towels for commercial, spa and hospitality use. The towels have no headers so can be folded and hung without warping.

Black



| Code | Description | Dimensions (cm) | Box quantity | Weight (gsm) |
|------------|------------------|-----------------|--------------|--------------|
| EL214BLACK | Mega Towel | 90 x 180 | 16 | 500 |
| EL202BLACK | Bath Sheet | 76 x 152 | 20 | 500 |
| EL203BLACK | Bath Towel | 68 x 137 | 20 | 500 |
| EL211BLACK | Large Hand Towel | 45 x 75 | 80 | 500 |
| EL207BLACK | Small Hand Towel | 37 x 60 | 100 | 500 |
| EL205BLACK | Face Washer | 33 x 33 | 200 | 500 |
| EL201BLACK | Bath Mat | 50 x 75 | 50 | 500 |

Coal

New colour



| Code | Description | Dimensions (cm) | Box quantity | Weight (gsm) |
|-----------|------------------|-----------------|--------------|--------------|
| EL214COAL | Mega Towel | 90 x 180 | 16 | 500 |
| EL202COAL | Bath Sheet | 76 x 152 | 20 | 500 |
| EL203COAL | Bath Towel | 68 x 137 | 20 | 500 |
| EL211COAL | Large Hand Towel | 45 x 75 | 80 | 500 |
| EL207COAL | Small Hand Towel | 37 x 60 | 100 | 500 |
| EL205COAL | Face Washer | 33 x 33 | 200 | 500 |
| EL201COAL | Bath Mat | 50 x 75 | 50 | 500 |

Chocolate



| Code | Description | Dimensions (cm) | Box quantity | Weight (gsm) |
|----------------|------------------|-----------------|--------------|--------------|
| EL214CHOCOLATE | Mega Towel | 90 x 180 | 16 | 500 |
| EL202CHOCOLATE | Bath Sheet | 76 x 152 | 20 | 500 |
| EL203CHOCOLATE | Bath Towel | 68 x 137 | 20 | 500 |
| EL211CHOCOLATE | Large Hand Towel | 45 x 75 | 80 | 500 |
| EL207CHOCOLATE | Small Hand Towel | 37 x 60 | 100 | 500 |
| EL205CHOCOLATE | Face Washer | 33 x 33 | 200 | 500 |
| EL201CHOCOLATE | Bath Mat | 50 x 75 | 50 | 500 |

White



| Code | Description | Dimensions (cm) | Box quantity | Weight (gsm) |
|------------|------------------|-----------------|--------------|--------------|
| EL214WHITE | Mega Towel | 90 x 180 | 16 | 500 |
| EL202WHITE | Bath Sheet | 76 x 152 | 20 | 500 |
| EL203WHITE | Bath Towel | 68 x 137 | 20 | 500 |
| EL211WHITE | Large Hand Towel | 45 x 75 | 80 | 500 |
| EL207WHITE | Small Hand Towel | 37 x 60 | 100 | 500 |
| EL205WHITE | Face Washer | 33 x 33 | 200 | 500 |
| EL201WHITE | Bath Mat | 50 x 75 | 50 | 500 |

Red



| Code | Description | Dimensions (cm) | Box quantity | Weight (gsm) |
|----------|------------------|-----------------|--------------|--------------|
| EL214RED | Mega Towel | 90 x 180 | 16 | 500 |
| EL202RED | Bath Sheet | 76 x 152 | 20 | 500 |
| EL203RED | Bath Towel | 68 x 137 | 20 | 500 |
| EL211RED | Large Hand Towel | 45 x 75 | 80 | 500 |
| EL207RED | Small Hand Towel | 37 x 60 | 100 | 500 |
| EL205RED | Face Washer | 33 x 33 | 200 | 500 |
| EL201RED | Bath Mat | 50 x 75 | 50 | 500 |

Burgundy



| Code | Description | Dimensions (cm) | Box quantity | Weight (gsm) |
|---------------|------------------|-----------------|--------------|--------------|
| EL202BURGUNDY | Bath Sheet | 76 x 152 | 20 | 500 |
| EL203BURGUNDY | Bath Towel | 68 x 137 | 20 | 500 |
| EL211BURGUNDY | Large Hand Towel | 45 x 75 | 80 | 500 |
| EL207BURGUNDY | Small Hand Towel | 37 x 60 | 100 | 500 |
| EL205BURGUNDY | Face Washer | 33 x 33 | 200 | 500 |
| EL201BURGUNDY | Bath Mat | 50 x 75 | 50 | 500 |

Orange



| Code | Description | Dimensions (cm) | Box quantity | Weight (gsm) |
|-------------|------------------|-----------------|--------------|--------------|
| EL203ORANGE | Bath Sheet | 68 x 137 | 20 | 500 |
| EL211ORANGE | Large Hand Towel | 45 x 75 | 80 | 500 |
| EL207ORANGE | Small Hand Towel | 37 x 60 | 100 | 500 |
| EL201ORANGE | Bath Mat | 50 x 75 | 50 | 500 |

Navy



| Code | Description | Dimensions (cm) | Box quantity | Weight (gsm) |
|-----------|------------------|-----------------|--------------|--------------|
| EL214NAVY | Mega Towel | 90 x 180 | 16 | 500 |
| EL202NAVY | Bath Sheet | 76 x 152 | 20 | 500 |
| EL203NAVY | Bath Towel | 68 x 137 | 20 | 500 |
| EL211NAVY | Large Hand Towel | 45 x 75 | 80 | 500 |
| EL207NAVY | Small Hand Towel | 37 x 60 | 100 | 500 |
| EL205NAVY | Face Washer | 33 x 33 | 200 | 500 |
| EL201NAVY | Bath Mat | 50 x 75 | 50 | 500 |

Royal



| Code | Description | Dimensions (cm) | Box quantity | Weight (gsm) |
|------------|------------------|-----------------|--------------|--------------|
| EL202ROYAL | Bath Sheet | 76 x 152 | 20 | 500 |
| EL203ROYAL | Bath Towel | 68 x 137 | 20 | 500 |
| EL211ROYAL | Large Hand Towel | 45 x 75 | 80 | 500 |
| EL207ROYAL | Small Hand Towel | 37 x 60 | 100 | 500 |
| EL205ROYAL | Face Washer | 33 x 33 | 200 | 500 |
| EL201ROYAL | Bath Mat | 50 x 75 | 50 | 500 |

Silver

New colour



| Code | Description | Dimensions (cm) | Box quantity | Weight (gsm) |
|-------------|------------------|-----------------|--------------|--------------|
| EL214SILVER | Mega Towel | 90 x 180 | 16 | 500 |
| EL203SILVER | Bath Towel | 68 x 137 | 20 | 500 |
| EL211SILVER | Large Hand Towel | 45 x 75 | 80 | 500 |
| EL207SILVER | Small Hand Towel | 37 x 60 | 100 | 500 |
| EL206SILVER | Face Washer | 33 x 33 | 200 | 500 |
| EL201SILVER | Bath Mat | 50 x 75 | 50 | 500 |

Excel Towels



Vat dyed

Construction: 100% Cotton

Simba is well known for our colourfast salon towel.

Know that you can rely on your Excel Salon Towels as they are Vat Dyed for Colour Fastness. Bleach resistant for salons.

| Code | Description | Dimensions (cm) | Box quantity | Weight (gsm) |
|------------|-------------------|-----------------|--------------|--------------|
| EX143BLACK | Black Salon Towel | 37 x 75 | 90 | 475 |
| EX143WHITE | White Salon Towel | 37 x 75 | 90 | 475 |



Loved by hairdressers for many years because of its durability, vat dyed colourfastness and perfect size.

Coloured Vat Dyed Towels



Construction: 100% Cotton

Coloured Vat Dyed Towels

Made from 100% cotton, our vat dyed towels are crafted to maintain their colour, even with heavy use and the rigours of commercial laundries.

Navy



| Code | Description | Dimensions (cm) | Box quantity | Weight (gsm) |
|---------------|------------------|-----------------|--------------|--------------|
| CT-450NAV-OM | Bath Towel | 70 x 140 | 30 | 450 |
| CH-450NAV-OM | Hand Towel | 40 x 65 | 120 | 450 |
| CF-450NAV-OM | Face Washer | 33 x 33 | 300 | 450 |
| CM-651NAV-OM | Bath Mat | 50 x 60 | 80 | 650 |
| CLT-500NAV-OM | Bath Towel Large | 75 x 150 | 20 | 500 |

Charcoal



| Code | Description | Dimensions (cm) | Box quantity | Weight (gsm) |
|---------------|------------------|-----------------|--------------|--------------|
| CLT-500CHA-OM | Bath Towel Large | 75 x 150 | 20 | 500 |
| CT-450CHA-OM | Bath Towel | 70 x 140 | 30 | 450 |
| CH-450CHA-OM | Hand Towel | 40 x 65 | 120 | 450 |
| CF-450CHA-OM | Face Washer | 33 x 33 | 200 | 450 |
| CM-651CHA-OM | Bath Mat | 50 x 60 | 80 | 650 |

Forest Green



| Code | Description | Dimensions (cm) | Box quantity | Weight (gsm) |
|--------------|-------------|-----------------|--------------|--------------|
| CT-450FOR-OM | Bath Towel | 70 x 140 | 30 | 450 |
| CH-450FOR-OM | Hand Towel | 40 x 65 | 120 | 450 |
| CF-450FOR-OM | Face Washer | 33 x 33 | 200 | 450 |
| CM-651FOR-OM | Bath Mat | 50 x 60 | 80 | 650 |

Bathrobes



Kingdom Terry Kimono Cotton Bathrobe



Construction: 100% Cotton Terry

Retaining the feeling of warm, luxurious softness against the skin, even after repeated commercial washes, is no easy feat.

However, this is something the Kingdom Terry Kimono bathroom achieves with ease.

For those times when you need a robe which will stand up to the test of long term usage, even when the rigours of commercial usage are factored in, without compromising on a sumptuous experience for the wearer, the Kingdom Terry kimono cannot be beaten.

| Code | Description | Dimensions | Box quantity | Weight (gsm) |
|--------|----------------|--------------------|--------------|--------------|
| 33900M | White bathrobe | One size fits most | 10 | 320 |

Executive Terry Cotton Bathrobe



Construction: 100% Cotton Terry

The Executive Terry bathrobe sits at the upper end of our product range, and perfectly represents our commitment to luxury, comfort, softness, and reliability.

Manufactured using 100% cotton terry fibres, the sumptuous feel and smart aesthetic of this bathrobe is second to none, and this will not be lost on your guests, clients, or other users.

What's more, you can rely on the Executive Terry robe to stay looking and feeling its best, even after the stresses of repeated commercial wash cycles. This robe is the ideal choice thanks to its sumptuous texture, its ultra-absorbency, and its expert construction.

| Code | Description | Dimensions | Box quantity | Weight (gsm) |
|------------|----------------|--------------------|--------------|--------------|
| CHI-BR-475 | White bathrobe | One size fits most | 10 | 475 |

Deluxe Microfibre Robe



Construction: 100% Microfibre

A great bathrobe has to look the part, but it also has to provide the right levels of comfort and warmth for all wearers, at all times of year.

This is what makes the Deluxe Microfibre bathrobe such a fine choice for a wide range of commercial applications. The 100% microfibre construction secures luxurious softness and gentle but effective insulation against the cold. The Deluxe Microfibre bathrobe model is designed to achieve supreme longevity and durability, maximising the value you and your business enjoy in the long term.

| Code | Description | Dimensions (cm) | Box quantity | Weight (gsm) |
|-------------|-------------------|--------------------|--------------|--------------|
| CBR-18-WHT | White bathrobe | One size fits most | 10 | 300 |
| CBR-18-CHAR | Charcoal bathrobe | One size fits most | 10 | 300 |

Waffle Bathrobe



Construction: 50/50 Poly / Cotton

Envelope yourself in lightweight comfort

Offering warmth without the bulk, our lightweight Waffle Robe features 2 front pockets and a tie belt. Sized to fit most.

| Code | Description | Dimensions | Box quantity | Weight (gsm) |
|-----------------|----------------|--------------------|--------------|--------------|
| CBR-WAF-LDCRFID | White bathrobe | One size fits most | 10 | 230 |

Sheets



Improved
ironing
performance

Soft and
consistent
handfeel

A more
sustainable
service life

Excelling in not only form, but
also function.



Pushing sheet technology and textile innovation to its Edge.

What is Simba Edge Technology™?


Developed in collaboration with leading Australian textile chemical manufacturer Oxford Technologies, Edge™ is an enhanced commercial sheeting technology that takes pride in ensuring a more sustainable service life for linen.

Edge excels in both form and function, designed to perform to its peak durability while maintaining a soft and consistent handfeel. Edge also maintains improved ironing performance and reduces sheet piling, preserving a reliable and premium finish.


Edge technology allows for laundering at reduced temperatures, saving energy and reducing linen shrinkage, so that your linen can lead a much longer and gentler life.



Maintains a softer and
more consistent handle



Less shrinkage and gentler
impact on the environment



Premium hotel finish
with minimal creasing

Bright whites, time and time again.



**Industry
leading softener**

**Advanced brightening
technologies**

**Global Organic Textile
Standard (GOTS)
registered**



Consistent and reliable linen with Ecobright technology.

What is Simba Ecobright™?


Ecobright™ applies advanced whitening technologies to deliver reliably consistent whites, with less damage to the cotton fibres and a reduced environmental impact.

Ecobright is one part of Simba's complete technology package which includes a new whitening chemistry and an enhanced, neutral optical brightening agent. This carefully considered combination ensures a crisp, bright whiteness.


Developed in collaboration with leading Australian textile chemical manufacturer, Oxford Technologies, our team of research and development experts designed Ecobright to use less chemicals and waste less energy while achieving a premium whiteness. Ecobright is pleased to be Global Organic Textile Standard (GOTS) registered. Our determination to deliver something both enduring and sustainable means that you will be able to enjoy the linen for longer.



Minimising our impact
on the environment



Lower effective peroxide levels
means longer lasting linen



Consistent whites after
every wash, each time

Sapphire Commercial Sheets



Edge™

125 TC

Construction: 50/50 Poly Cotton

50/50 Poly Cotton Sapphire Sheet Range.

The Sapphire sheet range, designed for the tough conditions of modern commercial laundries, is stronger and more durable than 100% cotton sheets. Developed with Oxford Technologies, its Simba Edge technology minimizes pilling, enhances ironing performance, and extends sheet life.

| Code | Description | Dimensions (cm) | Box quantity | Weight (gsm) |
|-------------|---------------------|-----------------|--------------|--------------|
| CSS-301-SB | Single | 180 x 300 | 10 | 155 |
| CSS-302-KSB | King Single | 200 x 300 | 10 | 155 |
| CSS-304-QB | Queen | 250 x 300 | 10 | 155 |
| CSS-305-KB | King | 295 x 300 | 10 | 155 |
| CSS-306-SBF | Single Fitted | 91 x 193 + 35 | 10 | 155 |
| CSS-307-KSF | King Single Fitted | 107 x 206 + 35 | 10 | 155 |
| CSS-310-DBF | Double Fitted | 137 x 203 + 40 | 10 | 155 |
| CSS-308-QBF | Queen Fitted | 154 x 205 + 40 | 10 | 155 |
| CSS-309-KBF | King Fitted | 185 x 205 + 40 | 50 | 155 |
| CSS-300-PC | Standard Pillowcase | 50 x 75 + 15 | 50 | 155 |

Kingdom Commercial Sheets



180 TC

Construction: 50/50 Cotton Poly

Our Kingdom commercial sheets combine luxurious softness with the kind of rugged durability you need for your business.

Designed to provide a comfortable and refreshing night's sleep for your guests. This range of sheets is engineered by Simba's team of textiles experts, ensuring that they truly stand the test of time, even after the rigours and stresses of regular laundering on a commercial scale. Try this fantastic range and experience the triple advantages of luxury, reliability, and high value. Once you sample the Kingdom Commercial range within your own business, you won't consider looking back.

| Code | Description | Dimensions (cm) | Box quantity | Weight (gsm) |
|-------------|---------------------|-----------------|--------------|--------------|
| P0014270509 | King Single | 190 x 300 | 18 | 145 |
| P0014270516 | Queen | 250 x 300 | 14 | 145 |
| P0014270523 | King | 280 x 300 | 12 | 145 |
| P0014270530 | Standard Pillowcase | 52 x 76 + 20 | 90 | 145 |
| P0014278857 | King Pillowcase | 52 x 92 + 20 | 90 | 145 |

Classic Sheet Range



130 TC

Construction: 60/40 Cotton Poly

At first glance, the bedsheet is a simple product, designed with clear and straightforward aims in mind.

When we factor in the kinds of stresses and strains these products are put through, we begin to recognise the importance of quality and carefully considered engineering. This is of particular importance when it comes to commercial bed linen, which is why our Classic Sheet range is a popular choice among business owners. Constructed with luxury and softness, but with the kind of attention to detail that enables them to stand up to wash after wash with ease, the Classic range marries durability with comfort in a manner that both guests and staff will appreciate.

| Code | Description | Dimensions (cm) | Box quantity | Weight (gsm) |
|--------------|---------------------|-----------------|--------------|--------------|
| CSK-515-SBG | Single | 180 x 295 | 10 | 160 |
| CSK-519-KSBG | King Single | 200 x 295 | 10 | 160 |
| CSK-516-QBG | Queen | 250 x 295 | 10 | 160 |
| CSK-517-KBG | King | 295 x 295 | 10 | 160 |
| CSK-518-PCG | Standard Pillowcase | 50 x 75 + 15 | 50 | 160 |
| CSK-514-KPCG | King Pillowcase | 52 x 92 + 15 | 50 | 160 |

Deluxe Sheet Range



180 TC

Construction: 75/25 Cotton Poly

The sheets in our Deluxe range represent a step beyond in every sense.

This range elevates our commitment to quality and softness, offering a luxurious feel that surpasses touch. Crafted from 75/25 cotton poly, Deluxe pieces are engineered for durability, enduring repeated washes without compromising comfort. They maintain high levels of luxury even after extended use in your business.

| Code | Description | Dimensions (cm) | Box quantity | Weight (gsm) |
|-----------------|--------------------------|-----------------|--------------|--------------|
| CS-T181-SBOM | Single Flat Sheet | 180 x 300 | 10 | 145 |
| CS-T184-KSBOM | King Single Flat Sheet | 210 x 300 | 10 | 145 |
| CS-T182-QBOM | Queen Flat Sheet | 250 x 300 | 10 | 145 |
| CS-T183-KBOM | King Flat Sheet | 280 x 300 | 10 | 145 |
| CS-T181-SBFIOM | Single Fitted Sheet | 91 x 190 | 10 | 145 |
| CS-T184-KSBFIOM | King Single Fitted Sheet | 107 x 203 | 10 | 145 |
| CS-T182-QBFIOM | Queen Fitted Sheet | 160 x 200 | 10 | 145 |
| CS-T183-KBFIOM | King Fitted Sheet | 180 x 200 | 10 | 145 |
| CS-T187-PCSTOM | Standard Pillowcase | 50 x 75 + 15 | 50 | 145 |
| CS-T185-PCKGOM | King Pillowcase | 54 x 94 + 15 | 50 | 145 |

10mm Dress Sheet Range



250 TC

Construction: 50/50 Cotton/Polyester – 10mm dobby stripe

In the hospitality industry, or in another commercial market, the experience you provide to your guests and clients is paramount.

This means providing intense softness and comfort, as well as the kind of attention to detail which complements your decor and your services.

The Dress sheet range feature a smart satin stripe pattern and texture which will provide the right impression to clients. Manufactured using a sturdy cotton and polyester blend, these fast-drying sheets will stand up to the rigours of commercial washing, securing the same sharp aesthetic appeal and tactile softness for longer. In terms of long term value, it is difficult to challenge our Dress Sheet range.

| Code | Description | Dimensions (cm) | Box quantity | Weight (gsm) |
|----------------|---------------------|-----------------|--------------|--------------|
| CSD4-10MM-SNG | Single | 180 x 295 | 10 | 145 |
| CSD5-10MM-KSB | King Single | 200 x 295 | 10 | 145 |
| CSD6-10MM-QUE | Queen | 255 x 295 | 10 | 145 |
| CSD7-10MM-KNG | King | 280 x 295 | 10 | 145 |
| CSD8-10MM-SUKG | Super King | 305 x 305 | 10 | 145 |
| CPC-10MM-ST | Standard Pillowcase | 50 x 75 + 15 | 50 | 145 |
| CPC-10MM-KNG | King Pillowcase | 52 x 92 + 15 | 50 | 145 |

20mm Dress Sheet Range



250 TC

Construction: 50/50 Poly Cotton – 20mm dobby stripe

Memorable luxury.

Bringing the ultimate luxury to your guests and your laundries. The high quality also makes it a breeze to launder time and time again.

| Code | Description | Dimensions (cm) | Box quantity | Weight (gsm) |
|----------------|---------------------|-----------------|--------------|--------------|
| CSD11-20MM-SB | Single | 180 x 295 | 10 | 145 |
| CSD5-20MM-KSB | King Single | 200 x 295 | 10 | 145 |
| CSD14-20MM-QB | Queen | 255 x 295 | 10 | 145 |
| CSD15-20MM-KB | King | 255 x 295 | 10 | 145 |
| CSD8-20MM-SUKG | Super King | 305 x 305 | 10 | 145 |
| CPC-20MM-STD | Standard Pillowcase | 50 x 75 + 15 | 50 | 145 |
| CPC-20MM-KNG | King Pillowcase | 52 x 92 + 15 | 50 | 145 |


Knitted Fitted Sheet



Construction: 50/50 Poly Cotton (Knitted)

Softness that stays in place.

Featuring a double stitched seam, the Knitted Fitted Sheet effortlessly stays in place and provides the perfect starting point for a well-made bed.



Longer lasting, stronger commercial linen, that delivers in your laundry and accommodation.

| Code | Description | Dimensions (cm) | Box quantity | Weight (gsm) |
|-----------|--------------|-----------------|--------------|--------------|
| CS-KNF-SB | Fitted Sheet | 95 x 190 x 30 | 15 | 225 |

Vat Dyed Coloured Sheeting



Construction: 50/50 Poly Cotton

Crafted for long lasting colour, the Vat Dyed Coloured Sheeting provides a cost effective and comfortable sheeting. Bleach resistant these sheets can easily withstand the rigours of commercial laundries.

Navy

| Code | Description | Dimensions (cm) | Box quantity | Weight (gsm) |
|---------------|--------------------------|-----------------|--------------|--------------|
| CSV1-NA-KSBFL | King Single Flat Sheet | 200 x 295 | 10 | 155 |
| CSV2-NA-KSBFI | King Single Fitted Sheet | 107 x 203 + 35 | 10 | 155 |
| CSV5-NA-DBFL | Double Flat Sheet | 230 x 300 | 10 | 155 |
| CSV6-NA-DBFI | Double Fitted Sheet | 137 x 190 + 35 | 10 | 155 |
| CSV3-NA-QBFL | Queen Flat Sheet | 250 x 300 | 10 | 155 |
| CSV4-NA-QBFI | Queen Fitted Sheet | 154 x 203 + 35 | 10 | 155 |
| CPCV-NA-ST | Standard Pillowcase | 50 x 76 +15 | 50 | 155 |

Charcoal

| Code | Description | Dimensions (cm) | Box quantity | Weight (gsm) |
|----------------|--------------------------|-----------------|--------------|--------------|
| CSV1-CHA-KSBFL | King Single Flat Sheet | 200 x 295 | 10 | 155 |
| CSV2-CHA-KSBFI | King Single Fitted Sheet | 107 x 203 + 35 | 10 | 155 |
| CSV3-CHA-QBFL | Queen Flat Sheet | 250 x 300 | 10 | 155 |
| CSV4-CHA-QBFI | Queen Fitted Sheet | 154 x 203 + 35 | 10 | 155 |
| CPCV-CHA-ST | Standard Pillowcase | 50 x 76 +15 | 50 | 155 |

Linen

| Code | Description | Dimensions (cm) | Box quantity | Weight (gsm) |
|----------------|--------------------------|-----------------|--------------|--------------|
| CSV0-LIN-SBFL | Single Flat Sheet | 180 x 300 | 10 | 155 |
| CSV0-LIN-SBFI | Single Fitted Sheet | 91 x 193 + 35 | 10 | 155 |
| CSV1-LIN-KSBFL | King Single Flat Sheet | 200 x 295 | 10 | 155 |
| CSV2-LIN-KSBFI | King Single Fitted Sheet | 107 x 203 + 35 | 10 | 155 |
| CSV5-LIN-DBFL | Double Flat Sheet | 230 x 300 | 10 | 155 |
| CSV6-LIN-DBFI | Double Fitted Sheet | 137 x 190 + 35 | 10 | 155 |
| CSV3-LIN-QBFL | Queen Flat Sheet | 250 x 300 | 10 | 155 |
| CSV4-LIN-QBFI | Queen Fitted Sheet | 154 x 203 + 35 | 10 | 155 |
| CPCV-LIN-ST | Standard Pillowcase | 50 x 76 +15 | 50 | 155 |

Conscious Collection™

by Simba Global



What is the Conscious Collection?

Thoughtfully designed in Australia, the Conscious Collection brings a modern, considered approach to sustainable comfort. Each product is crafted with carefully selected materials that incorporate certified recycled fibres, offering a premium feel without compromise.

Presented in fully recyclable packaging, the Conscious Collection reflects a commitment to thoughtful design and responsible choices for modern hospitality. By choosing the Conscious Collection, you're embracing comfort that enhances the guest experience while being considerate of the world around us.

Sustainable Materials

Eco-Friendly Packaging

Designed for Comfort &
Sustainability



EcoConscious Pillows

EcoConscious™



Pillow Soft—Silver Piping



Lightweight and plush, the 800g soft pillow offers gentle support with a comfortable sink-in feel. Ideal for guests who prefer a softer sleep surface, it suits front, back, and stomach sleepers while delivering reliable performance for hospitality use.

Construction: Cover: 100% Cotton Cover Fill: 100% Recycled Polyester

| Code | Description | Dimensions (cm) | Box quantity | Weight (grams) |
|-------------|-------------|-----------------|--------------|----------------|
| PI-EC800-S0 | Standard | 50 x 75 | 10 | 800 |

EcoConscious™



Pillow Firm — White Piping



Filled to 1000g for enhanced structure and support, this firm pillow is designed for guests who prefer a more supportive feel. It maintains its shape night after night, making it ideal for side and back sleepers in demanding hospitality environments.

Construction: Cover: 100% Cotton Cover Fill: 100% Recycled Polyester

| Code | Description | Dimensions (cm) | Box quantity | Weight (grams) |
|--------------|-------------|-----------------|--------------|----------------|
| PI-EC1000-FI | Standard | 50 x 75 | 10 | 1000 |

EcoConscious™



Pillow — King



Generously filled to 1200g, the king pillow delivers elevated comfort with fuller support and presence on the bed. Designed to complement king-sized beds in premium hospitality settings, it offers a luxurious sleep experience while meeting the durability standards of commercial use.

Construction: Cover: 100% Cotton Cover Fill: 100% Recycled Polyester

| Code | Description | Dimensions (cm) | Box quantity | Weight (grams) |
|--------------|-------------|-----------------|--------------|----------------|
| PI-EC1200-KG | King | 50 x 90 | 10 | 1200 |

Why we offer Soft & Firm Pillows

Providing both soft and firm pillow options to each guest ensures their comfort by allowing them to select their preferred level of support for a restful night's sleep. Each pillow features distinct colour piping that is subtle and visible to housekeeping staff, enabling efficient room turnover and guaranteeing guests enjoy the highest sleep quality during their hotel stay.

EcoConscious Quilts



Construction: 100% Cotton Cover, GRS Certified Recycled Polyester Fill

Designed for the Australian climate, EcoConscious quilts offer breathable, balanced comfort, tailored to guest needs and engineered to deliver a refined sleep experience guests will remember.

With a 100% cotton cover and GRS-certified recycled polyester filling, EcoConscious quilts feature a 340gsm fill weight, delivering lasting softness, supportive loft, and easy care—ideal for modern hospitality environments.

| Code | Description | Dimensions (cm) | Box quantity | Weight (gsm) |
|--------------|-------------|-----------------|--------------|--------------|
| QI-EC340-SB | Single | 140 × 210 | 5 | 340 |
| QI-EC341-KSB | King Single | 165 × 210 | 5 | 340 |
| QI-EC342-DB | Double | 180 × 210 | 5 | 340 |
| QI-EC344-QB | Queen | 210 × 210 | 5 | 340 |
| QI-EC345-KB | King | 240 × 210 | 5 | 340 |

EcoConscious Mattress Toppers



Construction: 100% Microfibre Cover, GRS Certified Recycled Polyester Fill

EcoConscious mattress toppers will transform your mattress by adding extra cushioning for ultimate comfort.

Developed in Australia, EcoConscious mattress toppers combine sustainable design with 1000gsm GRS-certified recycled polyester filling and a soft, breathable microfibre cover. Offering balanced comfort and airflow, they enhance sleep quality while supporting more responsible hospitality choices.

| Code | Description | Dimensions (cm) | Box quantity | Weight (gsm) |
|-------------|-------------|-----------------|--------------|--------------|
| MTR-1000-SB | Single | 91 × 188 × 40 | 2 | 1000 |
| MTR-1001-LS | Long Single | 90 × 203 × 40 | 2 | 1000 |
| MTR-1002-KS | King Single | 107 × 203 × 40 | 2 | 1000 |
| MTR-1003-DB | Double | 138 × 188 × 40 | 2 | 1000 |
| MTR-1004-QB | Queen | 153 × 203 × 40 | 2 | 1000 |
| MTR-1005-KB | King | 183 × 203 × 40 | 2 | 1000 |

Quilts, Quilt Covers and Comforters



Classic Quilt Cover



250 TC

Construction: 50/50 Poly Cotton

You want your business' bed linen to go the extra mile, offering sumptuous luxury, long term reliability and durability, and an aesthetic flourish which makes guests smile.

With a satin striped finish, the Classic Quilt cover range is designed to look and feel great, while helping your guests secure the kind of luxurious night's sleep they crave. What's more, it is engineered in such a way that these comfortable and luxurious attributes are secured in the long term, ensuring that these poly cotton blend sheet represent serious value for your business.

| Code | Description | Dimensions (cm) | Box quantity | Weight (gsm) |
|----------------|-------------|-----------------|--------------|--------------|
| CQC-10MM-SBOM | Single | 140 x 210 + 15 | 10 | 145 |
| CQC-10MM-KSBOM | King Single | 165 x 210 + 15 | 10 | 145 |
| CQC-10MM-DBOM | Double | 180 x 210 + 15 | 10 | 145 |
| CQC-10MM-QBOM | Queen | 210 x 210 + 15 | 10 | 145 |
| CQC-10MM-KBOM | King | 240 x 210 + 15 | 10 | 145 |



Our Classic Satin Stripe Quilt Covers are Luxurious, Durable, and Designed for Value



The Fibresmart™ range provides leading eco-friendly advantages over regular linen, offering your business a reduced carbon footprint, increase in energy efficiency and a reduction in operating costs and resources.

Fibresmart 

Fibresmart range of products deliver the perfect solution for places of accommodation searching for better performing commercial textiles.

A new generation of synthetic long chain fibres used to create energy smart sleep technology. Fibresmart quilts have a beautifully smooth and velvety texture with a soft and luxurious feel.

The Fibresmart quilt is even softer, smoother, more durable and more breathable than those made from the highest quality natural materials. Fibresmart is super absorbent and wicks moisture away from your body keeping you feeling clean and fresh the whole night. Fibresmart is anti-bacterial, resists mould, mildew, fungi and dust mites making it perfect for those who have hyper-sensitive skin or experience hay fever.

To explore more visit simba.global/productinnovation

Choose Fibresmart for your business.



EASY CARE



SUPER SOFT



MACHINE WASHABLE



HYPO ALLERGENIC



ANTI DUST MITE & ANTIBACTERIAL



SUITABLE FOR ALL SEASONS



ECOLOGICALLY FRIENDLY

Fibresmart Quilts

Fibresmart 



Construction: 100% Microfibre Polyester

Comfort, luxury, and a great night's sleep, are all secured thanks to the Fibresmart Quilt and its 100% microfibre polyester construction.

Engineered to be hypoallergenic have a long lifespan, these Fibresmart Quilts promise to be the environmentally responsible choice for your organisation.

Built to withstand the stresses and strains of repeated commercial laundering, Fibresmart Quilts maximise the value for you and your business. Due to manufacturing and after care processes that requires less water when compared to cotton products, Fibresmart Quilts have a reduced impact on the environment.

Lightweight Fibresmart Quilt

| Code | Description | Dimensions (cm) | Box quantity | Weight (gsm) |
|--------------|-------------|-----------------|--------------|--------------|
| QFIB-251-SB | Single | 140 x 210 | 5 | 250 |
| QFIB-252-KSB | King Single | 165 x 210 | 5 | 250 |
| QFIB-253-DB | Double | 180 x 210 | 5 | 250 |
| QFIB-254-QB | Queen | 210 x 210 | 5 | 250 |
| QFIB-255-KB | King | 240 x 210 | 5 | 250 |

Heavyweight Fibresmart Quilt

| Code | Description | Dimensions (cm) | Box quantity | Weight (gsm) |
|-------------|-------------|-----------------|--------------|--------------|
| QFIB-01-SB | Single | 140 x 210 | 5 | 350 |
| QFIB-05-KSB | King Single | 165 x 210 | 5 | 350 |
| QFIB-02-DB | Double | 180 x 210 | 5 | 350 |
| QFIB-03-QB | Queen | 210 x 210 | 5 | 350 |
| QFIB-04-KB | King | 240 x 210 | 5 | 350 |

Microloft Quilts



Construction: 100% Cotton Japara Cover, Polyester Fill

The Microloft Quilt is designed with consistency in mind.

This means a consistently good night's sleep, thanks to a boxed construction and an even distribution of filling, and consistently high levels of luxury and softness, even after the repeated rigours and stresses of commercial washing. So, this product manages to be of high long term value, without compromising on its premium look and feel. Light and breathable when required, and warm, cosy, and insulative when the situation calls for it, the Microloft Quilt provides a great experience to users all year round. The versatility of the quilt also makes it suitable commercial applications across a variety of different industries.

| Code | Description | Dimensions (cm) | Box quantity | Weight (gsm) |
|--------------|-------------|-----------------|--------------|--------------|
| QCMA-251-SB | Single | 140 x 210 | 5 | 250 |
| QCMA-252-KSB | King Single | 165 x 210 | 5 | 250 |
| QCMA-253-DB | Double | 180 x 210 | 5 | 250 |
| QCMA-254-QB | Queen | 210 x 210 | 5 | 250 |
| QCMA-255-KB | King | 240 x 210 | 5 | 250 |



Our All-Season Microloft Quilts are Breathable, Warm, and Built for Value

Pillows and Protectors



Pillow Protectors



Pillow Protector with Zip — Spun Bond

An un-quilted pillow protector with a soft, woven, stain resistant white cover. Finished with a zip closure.

75 GSM

Construction: Non-Woven Spun Bond

| Code | Description | Dimensions (cm) | Box quantity | Weight (gsm) |
|-----------|-------------|-----------------|--------------|--------------|
| PP-MAN-NW | Standard | 48 x 73 | 30 | 75 |

Fibresmart



Pillow Protector with Zip

An un-quilted pillow protector with a non-woven, stain resistant white cover. Finished with a zip closure.

100 GSM

Construction: Fibresmart – 100% Microfibre Polyester

| Code | Description | Dimensions (cm) | Box quantity | Weight (gsm) |
|------------|-------------|-----------------|--------------|--------------|
| PP-MAN-STD | Standard | 48 x 73 cm + 18 | 30 | 30 |



Cotton Pillow Protector — Envelope Close

An un-quilted pillow protector with a non-woven, stain resistant white cover. Finished with an envelope closure.

100 GSM

Construction: 100% Cotton

| Code | Description | Dimensions (cm) | Box quantity | Weight (gsm) |
|------------|-------------|-----------------|--------------|--------------|
| PP-FIB-STD | Standard | 50 x 75 | 50 | 100 |



Waterproof Pillow Protector with Zip

A waterproof pillow protector with U backing. Finished with a zip closure.

185 GSM

Construction: 180gsm Cotton Cover – Waterpoof Backing

| Code | Description | Dimensions (cm) | Box quantity | Weight (gsm) |
|-------------|-------------|-----------------|--------------|--------------|
| P99PP-MAN-W | Standard | 48 x 73 | 30 | 185 |

Fibresmart Pillows

Fibresmart 



Fibresmart Pillow Soft — Pink Piping

A low profile with soft fill which is comfortable for back or stomach sleepers.

750 grams

Construction: 100% Microfibre Polyester

| Code | Description | Dimensions (cm) | Box quantity | Weight (grams) |
|------------|-------------|-----------------|--------------|----------------|
| PIL-FIB-S0 | Standard | 45 x 70 | 10 | 750 |

Fibresmart 



Fibresmart Pillow Firm — Yellow Piping

A higher profile with firm fill which is comfortable for side sleepers.

900 grams

Construction: 100% Microfibre Polyester

| Code | Description | Dimensions (cm) | Box quantity | Weight (grams) |
|------------|-------------|-----------------|--------------|----------------|
| PIL-FIB-FI | Standard | 45 x 70 | 10 | 900 |

Microloft Pillows

Microloft Pillow Soft — Gusset + Pink Piping



A low profile with soft fill which is comfortable for back or stomach sleepers. Features a side gussets for extra support.

750 grams

Construction: 100% Cotton Japara Cover, Polyester Fill

| Code | Description | Dimensions (cm) | Box quantity | Weight (grams) |
|-----------|-------------|-----------------|--------------|----------------|
| PI-MAN-S0 | Standard | 45 x 70 | 10 | 750 |

Microloft Pillow Firm — Gusset + Yellow Piping



A higher profile with firm fill which is comfortable for side sleepers. Features a side gussets for extra support.

900 grams

Construction: 100% Cotton Japara Cover, Polyester Fill

| Code | Description | Dimensions (cm) | Box quantity | Weight (grams) |
|-----------|-------------|-----------------|--------------|----------------|
| PI-MAN-FI | Standard | 45 x 70 | 10 | 900 |

Pillows




600 grams

Construction: 100% Polyester Taffeta, Polyester Fill

VFM Waterproof pillow

Featuring a liquid impervious cover, the breathable and comfortable pillow whilst remaining soil, stain and tear-resistant. It is also antibacterial and anti-fungal with a protective barrier against allergens. It is an easy to wipe down clean.



When you are seeking a range of pillow options for your guests and residents, you can rely on Simba.

| Code | Description | Dimensions (cm) | Box quantity | Weight (grams) |
|--------------------|-------------|-----------------|--------------|----------------|
| PILW W/PROF VFM OM | Standard | 45 x 70 | 10 | 600 |

Mattress Toppers



Fibresmart Strapped Mattress Protectors



Fibresmart

Construction: 100% Microfibre - 25mm straps

The Fibresmart Range is a new generation of synthetic long chain fibres used to create energy smart sleep technology.

Fibresmart Strapped Mattress Protectors have a soft and luxurious feel. The Fibresmart mattress protector is hypoallergenic, durable and easy to wash.

| Code | Description | Dimensions (cm) | Box quantity | Weight (gsm) |
|-------------|-------------|-----------------|--------------|--------------|
| MFIB-01-SB | Single | 92 x 190 | 10 | 120 |
| MFIB-02-LS | Long Single | 92 x 203 | 10 | 120 |
| MFIB-06-KSB | King Single | 107 x 203 | 10 | 120 |
| MFIB-03-DB | Double | 137 x 190 | 10 | 120 |
| MFIB-04-QB | Queen | 153 x 205 | 10 | 120 |
| MFIB-05-KB | King | 183 x 205 | 10 | 120 |
| MFIB-07-SK | Super King | 215 x 205 | 10 | 120 |

Fibresmart Fitted Mattress Protectors



Fibresmart

Construction: 100% Microfibre - with fitted wall

Fibresmart is super absorbent and wicks moisture away from your body keeping you feeling clean and fresh the whole night.

Fibresmart Fitted Mattress Protectors are hypoallergenic making it perfect for those who have hyper-sensitive skin or experience hay fever.

| Code | Description | Dimensions (cm) | Box quantity | Weight (gsm) |
|-------------|-------------|-----------------|--------------|--------------|
| MFIB-21-SB | Single | 92 x 190 + 35 | 10 | 120 |
| MFIB-22-LS | Long Single | 93 x 205 + 35 | 10 | 120 |
| MFIB-26-KSB | King Single | 106 x 205 + 35 | 10 | 120 |
| MFIB-23-DB | Double | 137 x 190 + 35 | 10 | 120 |
| MFIB-27-LDB | Long Double | 138 x 205 + 35 | 10 | 120 |
| MFIB-24-QB | Queen | 153 x 205 + 35 | 10 | 120 |
| MFIB-25-KB | King | 183 x 205 + 35 | 10 | 120 |

Waterproof Mattress Protectors



Construction: 100% Polyester Jacquard, TPU Backing

Peace of mind for a better night's sleep.

The comfortable jacquard top of the Waterproof Mattress Protectors adds extra plush to any bed.

Covering both the top and sides of the mattress the extra coverage. By providing a protective fully water-proof backing layer.

| Code | Description | Dimensions (cm) | Box quantity | Weight (gsm) |
|------------|-------------|-----------------|--------------|--------------|
| MPW-31-SB | Single | 91 x 188 x 40 | 10 | 180 |
| MPW-32-LSB | Long Single | 90 x 203 x 40 | 10 | 180 |
| MPW-36-KSB | King Single | 107 x 203 x 40 | 10 | 180 |
| MPW-33-DB | Double | 138 x 188 x 40 | 10 | 180 |
| MPW-34-QB | Queen | 153 x 203 x 40 | 10 | 180 |
| MPW-35-KB | King | 183 x 203 x 40 | 10 | 180 |

Quilt Protectors



Construction: 100% Microfibre with Zip Closure

Giving you protection and peace of mind.

This comfortable quilt protector completely seals the quilt. With a soft and luxurious feel, this quilt protector is more durable and breathable than those made from the highest quality natural materials.

| Code | Description | Dimensions (cm) | Box quantity | Weight (gsm) |
|-------------|-------------|-----------------|--------------|--------------|
| QPR-101-SB | Single | 140 x 210 | 15 | 90 |
| QPR-102-KSB | King Single | 160 x 210 | 15 | 90 |
| QPR-103-DB | Double | 180 x 210 | 15 | 90 |
| QPR-104-QB | Queen | 210 x 210 | 10 | 90 |
| QPR-105-KB | King | 255 x 210 | 10 | 90 |

Blankets



Fibresmart Thermalux Blankets

Fibresmart 



Fibresmart

Construction: 100% Polyester Fleece, 2 Sided Anti Pill

Fibresmart Thermalux Blanket

Fibresmart lightweight blankets are quick drying, machine washable, highly durable and colour fast. They also provide an anti-pill finish on both sides for long-lasting comfort. Available in a wide range of colours.

Fibresmart Thermalux Blanket — Navy



| Code | Description | Dimensions (cm) | Box quantity | Weight (gsm) |
|------------|----------------------|-----------------|--------------|--------------|
| BFIB-07-NA | Single - King Single | 180 x 240 | 5 | 270 |
| BFIB-17-NA | Double | 230 x 240 | 5 | 270 |
| BFIB-27-NA | Queen - King | 240 x 260 | 5 | 270 |

Fibresmart Thermalux Blanket — Stone



| Code | Description | Dimensions (cm) | Box quantity | Weight (gsm) |
|------------|----------------------|-----------------|--------------|--------------|
| BFIB-01-ST | Single - King Single | 180 x 240 | 5 | 270 |
| BFIB-11-ST | Double | 230 x 240 | 5 | 270 |
| BFIB-21-ST | Queen - King | 240 x 260 | 5 | 270 |

Fibresmart Thermalux Blanket — Silver



| Code | Description | Dimensions (cm) | Box quantity | Weight (gsm) |
|------------|----------------------|-----------------|--------------|--------------|
| BFIB-05-SI | Single - King Single | 180 x 240 | 5 | 270 |
| BFIB-15-SI | Double | 230 x 240 | 5 | 270 |
| BFIB-25-SI | Queen - King | 240 x 260 | 5 | 270 |

Fibresmart Thermalux Blanket — Charcoal



| Code | Description | Dimensions (cm) | Box quantity | Weight (gsm) |
|------------|----------------------|-----------------|--------------|--------------|
| BFIB-08-CH | Single - King Single | 180 x 240 | 5 | 270 |
| BFIB-08-CH | Double | 230 x 240 | 5 | 270 |
| BFIB-08-CH | Queen - King | 240 x 260 | 5 | 270 |

Fibresmart Thermalux Blanket — Camel



| Code | Description | Dimensions (cm) | Box quantity | Weight (gsm) |
|------------|----------------------|-----------------|--------------|--------------|
| BFIB-03-CM | Single - King Single | 180 x 240 | 5 | 270 |
| BFIB-13-CM | Double | 230 x 240 | 5 | 270 |
| BFIB-23-CM | Queen - King | 240 x 260 | 5 | 270 |

Fibresmart Blankets

Fibresmart 



Construction: Knitted Polyester with Carbon Thread

The Fibresmart blanket is the smarter bed cover solution.

It has a marked reduction in lint generation and has better heat entrapment. Being made from synthetic fibres results in a dramatic reduction in the growth of bacteria as well as elimination of odours. This product is also widely used as a bedspread.

| Code | Description | Dimensions (cm) | Box quantity | Weight (gsm) |
|--------------|---------------------|-----------------|--------------|--------------|
| CBP-180-BLCA | Single - Light Blue | 180 x 230 | 10 | 326 |
| CBP-230-MOCA | Single - Mocha | 180 x 230 | 10 | 326 |
| CBP-180-WHCA | Single - White | 180 x 230 | 10 | 326 |

Cellular Health Care Blanket



Construction: 100% Cotton

100% Cotton Cellular Blanket.

Constructed from a heavier yarn that helps make this blanket weightier offering more comfort.

| Code | Description | Dimensions (cm) | Box quantity | Weight (gsm) |
|----------|-------------|-----------------|--------------|--------------|
| 12085-0M | Single | 180 x 254 | 10 | 340 |

Deluxe Plush Blankets




Construction: 100% Polyester

Deluxe Plush Blankets – Latte / Charcoal

Wrap yourself in unparalleled comfort with our Deluxe Plush Blanket. This blanket combines a luxury feel with an airy lightness that won't weigh you down. The soft, yet substantial fabric drapes beautifully, offering ultimate warmth without the bulk, making it perfect for year-round use.

| Code | Description | Dimensions (cm) | Box quantity | Weight (gsm) |
|------------------|------------------------|-----------------|--------------|--------------|
| BCF-301-LATT-KSB | King Single - Latte | 180 x 240 | 4 | 300 |
| BCF-303LATT-DB | Double - Latte | 220 x 240 | 4 | 300 |
| BCF-304LATT-QKB | Queen - King - Latte | 270 x 240 | 4 | 300 |
| BCF-301CHAR-KSB | King Single - Charcoal | 180 x 240 | 4 | 300 |
| BCF-303CHAR-DB | Double - Charcoal | 220 x 240 | 4 | 300 |
| BCF-304CHAR-QKB | Queen - King -Charcoal | 270 x 240 | 4 | 300 |



Designed for ultimate comfort and warmth, ideal for a cosy environment in any setting.

Bedspreads



Pinsonic Bedspread



Construction: 100% Microfibre with a Pinsonic design

Pinsonic Bedspreads – Latte and Mint

Designed for aged-care comfort and practicality, our bedspreads come in neutral, calming colours that complement any décor. Built for long-lasting durability, they offer a comforting feel without excessive weight. Finished with a stylish Pinsonic texture, they provide both function and a refined, modern look.

| Code | Description | Dimensions (cm) | Box Quantity | Weight (gsm) |
|------------------|-----------------------------|------------------------------------|--------------|--------------|
| CBS-PINLATTE-KSB | King Single Bedspread Latte | 180 x 315 cm (including 80cm sham) | 5 | 120 |
| CBS-PINMINT-KSB | King Single Bedspread Mint | 180 x 315 cm (including 80cm sham) | 5 | 120 |

Healthcare Bedspread



Construction: 100% Polyester

Healthcare Bedspread – MACI Sage

Transform any patient room with the Healthcare Bedspread, designed to balance comfort, durability, and aesthetics. Add a touch of sophistication, instantly enhancing the look and feel of any healthcare environment.

| Code | Description | Dimensions (cm) | Weight (gsm) |
|-------------|----------------------------------|-----------------|--------------|
| CBS-180-KSB | King Single Healthcare Bedspread | 180 x 220 | 270 |

Table Linen



Caress Serviettes




Construction: 100% Polyester (MJS)

Caress Serviettes

Our Caress Serviette range are hard wearing, easy ironing all whilst being easy care. They have stain release properties, that make them ideal for the hospitality industry.

| Code | Description | Dimensions (cm) | Box quantity | Weight (gsm) |
|----------------|-------------|-----------------|--------------|--------------|
| CTC-NAPK-WHI | White | 50 x 50 | 200 | 245 |
| CTC-NAPK-BLA | Black | 50 x 50 | 200 | 245 |
| CTC-NAPK-AMBER | Amber | 50 x 50 | 100 | 245 |
| CTC-NAPK-CORAL | Coral | 50 x 50 | 100 | 245 |
| CTC-NAPK-SAGE | Sage | 50 x 50 | 100 | 245 |



Hard-wearing, easy-iron serviettes for professional use.

Caress Table Cloth

Our Caress Tablecloth range are hard wearing, easy ironing all whilst being easy care. They have stain release properties, that make them ideal for the hospitality industry.

Caress table cloth — white



| Code | Description | Dimensions (cm) | Box quantity | Weight (gsm) |
|----------------|-------------|-----------------|--------------|--------------|
| CTC-140140-WHI | Table Cloth | 140 x 140 | 20 | 245 |
| CTC-140180-WHI | Table Cloth | 140 x 180 | 20 | 245 |
| CTC-140230-WHI | Table Cloth | 140 x 230 | 20 | 245 |
| CTC-140280-WHI | Table Cloth | 140 x 280 | 20 | 245 |
| CTC-140305-WHI | Table Cloth | 140 x 305 | 20 | 245 |
| CTC-180180-WHI | Table Cloth | 180 x 180 | 10 | 245 |
| CTC-180305-WHI | Table Cloth | 180 x 230 | 10 | 245 |
| CTC-230230-WHI | Table Cloth | 230 x 230 | 10 | 245 |
| CTC-180R-WHI | Table Cloth | 180 round | 10 | 245 |
| CTC-230R-WHI | Table Cloth | 230 round | 5 | 245 |
| CTC-280R-WHI | Table Cloth | 280 round | 5 | 245 |
| CTC-305R-WHI | Table Cloth | 305 round | 5 | 245 |

Caress table cloth — black



| Code | Description | Dimensions (cm) | Box quantity | Weight (gsm) |
|----------------|-------------|-----------------|--------------|--------------|
| CTC-140140-BLA | Table Cloth | 140 x 140 | 20 | 245 |
| CTC-140180-BLA | Table Cloth | 140 x 180 | 20 | 245 |
| CTC-140230-BLA | Table Cloth | 140 x 230 | 20 | 245 |
| CTC-140280-BLA | Table Cloth | 140 x 280 | 20 | 245 |
| CTC-140305-BLA | Table Cloth | 140 x 305 | 20 | 245 |
| CTC-180180-BLA | Table Cloth | 180 x 180 | 10 | 245 |
| CTC-180305-BLA | Table Cloth | 180 x 230 | 10 | 245 |
| CTC-230230-BLA | Table Cloth | 230 x 230 | 10 | 245 |
| CTC-180R-BLA | Table Cloth | 180 round | 10 | 245 |
| CTC-230R-BLA | Table Cloth | 230 round | 5 | 245 |
| CTC-280R-BLA | Table Cloth | 280 round | 5 | 245 |
| CTC-305R-BLA | Table Cloth | 305 round | 5 | 245 |

Caress table cloth — coloured



| Code | Description | Dimensions (cm) | Box quantity | Weight (gsm) |
|------------------|-------------|-----------------|--------------|--------------|
| CTC-140140-AMBER | Table Cloth | 140 x 140 | 10 | 245 |
| CTC-140140-CORAL | Table Cloth | 140 x 140 | 10 | 245 |
| CTC-140140-SAGE | Table Cloth | 140 x 140 | 10 | 245 |

Tea Towels



Construction: 100% Cotton, Yarn Dyed

A staple in any kitchen, our 100% cotton Check Tea Towel provides dependable drying and cleaning power.

Both pill and fluff resistant, you can be assured that moisture will be absorbed without leaving any fabric residue. Crafted to withstand the rigours of any commercial kitchen, it also launders exceptionally thanks to its robust design.

| Code | Description | Dimensions (cm) | Box quantity | Weight (gsm) |
|-------------|-------------------|-----------------|--------------|--------------|
| 118740M | Green/White Check | 50 x 70 | 200 | 220 |
| P0014277942 | Blue/White Check | 50 x 70 | 200 | 230 |

Dish Cloths

Dorset Cloth



Industry standard general purpose cloth. Constructed from 100% cotton, this cloth is both machine washable and re-usable, and perfect for commercial cleaning purposes.

Construction: 100% Cotton

| Code | Description | Dimensions (cm) | Box quantity | Weight (gsm) |
|--------|-------------|-----------------|--------------|--------------|
| 14070M | Standard | 40 x 35 | 200 | 285 |

Cotton Glass Cloth



Our extremely low lint glass cloths are made from 100% cotton, to enable wiping glasses clean without leaving behind unwanted residue.

Construction: 100% Cotton

| Code | Description | Dimensions (cm) | Box quantity | Weight (gsm) |
|--------|-------------|-----------------|--------------|--------------|
| 16290M | Glass Cloth | 48 x 75 | 200 | 205 |

Accessories



Clothing Protector



Construction: 100% Polyester

Easy to manage clothing protector.

Clothing protector with adjustable thread through system, no velcro or studs.

| Code | Description | Dimensions (cm) | Box quantity | Weight (gsm) |
|-----------------------|-------------|-----------------|--------------|--------------|
| CLOTH PRO NW/ PROF OM | Navy | 42 x 78 | 50 | 100 |

Cotton Feeder (Popover)



Construction: 100% Cotton Terry

Durable cotton terry feeder.

Absorbent terry cotton material used to prevent spills and protect clothing. Versatile use throughout the care sector.

| Code | Description | Dimensions (cm) | Box quantity | Weight (gsm) |
|-----------|-------------------|-----------------|--------------|--------------|
| CAF-85-WH | White/Yellow Trim | 45 x 85 | 100 | 275 |

Box Stripe Shower Curtains




Construction: 100% Polyester

Add a classic touch to any bathroom.


Durable, sturdy and mould resistant, the Box Stripe Shower Curtains are fully machine washable in commercial laundries. The stripe design adds a touch of understated elegance to any bathroom.

| Code | Description | Dimensions (cm) | Box quantity | Weight (gsm) |
|-------------|-------------|-----------------|--------------|--------------|
| CSC-WHI-180 | White | 180 × 180 | 20 | 114 |
| CSC-CHA-180 | Charcoal | 180 × 180 | 20 | 114 |
| CSC-NAV-180 | Navy | 180 × 180 | 20 | 114 |



The Box Stripe Shower Curtains are Durable, Elegant, and Easy to Maintain

Laundry Bags



Construction: 100% Ripstop Polyester, with Drawstring

Laundry Bag — Large assorted colours.

100% ripstop polyester Laundry Bags that comes conveniently in eight universal colours.

| Code | Description | Dimensions (cm) | Box quantity | Weight (gsm) |
|--------|-------------|-----------------|--------------|--------------|
| 24680M | Red | 75 (length) | 50 | 130 |
| 24690M | Blue | 75 (length) | 50 | 130 |
| 24700M | White | 75 (length) | 50 | 130 |
| 24710M | Yellow | 75 (length) | 50 | 130 |
| 24720M | Purple | 75 (length) | 50 | 130 |
| 24730M | Green | 75 (length) | 50 | 130 |
| 24740M | Brown | 75 (length) | 50 | 130 |
| 24750M | Orange | 75 (length) | 50 | 130 |

Laundry Bags



Wash Bag

This white mesh wash bag has a zipper to keep all your personal items together.

Construction: Polyester mesh

| Code | Description | Dimensions (cm) | Box quantity | Weight (gsm) |
|---------|-------------|-----------------|--------------|--------------|
| 157500M | White | 60 x 80 | 50 | 240 |



Laundry Bag Sling

The hard-wearing bag is abrasion and mould resistant. With four sewn in loops for ease of moving and hanging on trolleys.

Construction: Ripstop

| Code | Description | Dimensions (cm) | Box quantity | Weight (gsm) |
|-------------------|-------------|------------------|--------------|--------------|
| LAUNDROLSLINGGREY | Grey | 15 x 55 x 4 arms | 50 | 130 |

Draw Sheet



Construction: 100% Cotton Herringbone

A layer of protection with a focus on dignity.

Our herringbone designed Draw Sheet offers a soft layer of protection that is comfortable to use. The supple and breathable cotton fabric discreetly covers for movement aid or fluid mishaps.

| Code | Description | Dimensions (cm) | Box quantity | Weight (gsm) |
|------------|-------------|-----------------|--------------|--------------|
| CDR-120-HB | Natural | 120 x 180 | 15 | 260 |

Slide Sheets



Construction: 100% Polyester Taffeta

Helping staff and patients to stay safe.

An essential manual handling tool, the unique slippery surface of our Slide Sheets ensures that trained staff can reposition patients or residents easily and safely. Made from polyester taffeta, the sheet feels smooth to the skin and can work on top of most bedding surfaces. It launders well and the edges are heat sealed to ensure there is no fraying to extend use.

| Code | Description | Dimensions (cm) | Box quantity | Weight (gsm) |
|---------------|-------------|-----------------|--------------|--------------|
| CSL-GREEN-SML | Green | 90 x 140 | 50 | 70 |
| CSL-NAVY-STD | Navy | 145 x 200 | 50 | 68 |
| CSL-RED-STD | Red | 145 x 200 | 50 | 68 |

Reusable Bed Pad



Construction: Cotton Polyester (Tri Layer)

Reusable Bed Pad with a waterproof base.

The Reusable Bed Pad is designed to absorb moisture in a care environment while including a waterproof base. Constructed with a tri layer design it contains a top layer of cotton polyester for comfort, a middle layer for absorption and a PU based bottom layer to ensure no leakage. The Reusable Bed Pad is designed to be used with the pink side facing down into the bed, and has the capacity to hold approximately one and a half litres.

| Code | Description | Dimensions (cm) | Box quantity | Weight (gsm) |
|---------------|-------------|-----------------|--------------|--------------|
| CBP-1534-PINK | Pink | 90 x 85 | 25 | Tri Layer |

Reusable Bed Pad (with tuckin)



Construction: 100% Polyester (Tri Layer)

Value for money bed pad with wings for easy tuckin.

The Reusable Bed Pad with tuckin is designed to absorb moisture in a care environment. Constructed with a tri layer design, with the middle layer designed for maximum absorption capacity.

With the capacity to hold approximately two litres, the Reusable Bed Pad is easy to handle and comes equipped with wings. Designed to be used with the purple side up.

| Code | Description | Dimensions (cm) | Box quantity | Weight (gsm) |
|-----------------|-------------|----------------------------------|--------------|--------------|
| CBP-8025-PURPLE | Purple | 100 x 100 (bed pad) + 50 (wings) | 20 | Tri Layer |

Our commercial clients want partners who are focused on quality, forward thinking and deliver on their promises.

This is what Simba commercial brings as a minimum. It is everything else we do that means we deliver an unmatched experience.



We ignite greatness in our people, our clients and our suppliers. We deliver superior quality, certainty and value by disrupting the status quo. We bring capabilities in design, products, supply, data and science to create change. We link history, transparency, passion and a focus on the future to play our part in building a better tomorrow.

289 - 311 Bayswater Road
Bayswater North, Victoria
3153 Australia

E sales.au@simba.global
W www.simba.global
P 1300 SIMBA1



Simba Global

